


Make a Moon Book

Teacher:

Fold and staple 2 pieces of paper together to make a book. Students can color the background black or you can use black construction paper.

Students glue page 1 to the bottom of the page and illustrate the moon phase on the top.


The Moon Game




cover

Page 1 students draw a full moon with a black background.
Page 2 Students draw a half moon with a black background.
Page 3 students draw a crescent moon with a black background.
Page 4 students draw just the black background.
Page 5 students draw whatever shape of the moon they want.

The Moon Game



The Moon Game



I'm the moon and I play a game,
I don't always look the same,
Sometimes I'm round,
Or a silver sphere.
(page 1)

Sometimes just half of me
seems to be here.
(page 2)

Sometimes I'm a crescent,
Shaped like a smile
(page 3)

Sometimes I surprise you
And hide for a while
(page 4)

Look up in the sky
For my friendly light.
What shape will I have
When you see me tonight?
(page 5)

I'm the moon and I play a game,
I don't always look the same,
Sometimes I'm round,
Or a silver sphere.
(page 1)

Sometimes just half of me
seems to be here.
(page 2)

Sometimes I'm a crescent,
Shaped like a smile
(page 3)

Sometimes I surprise you
And hide for a while
(page 4)

Look up in the sky
For my friendly light.
What shape will I have
When you see me tonight?
(page 5)