
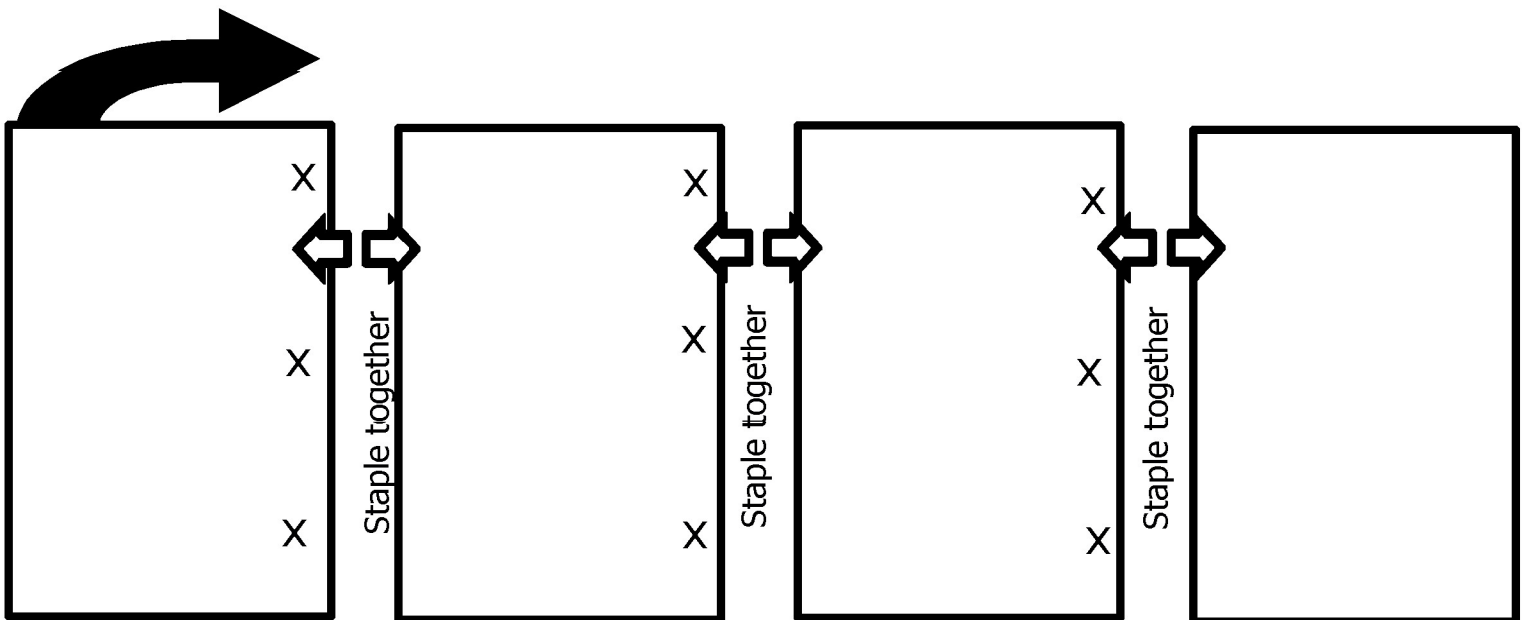




# Story Cube



This is a creative way for students to practice writing about the main character, setting, plot and the title page of a story. After reading a story students fill in the information on each page. After students have completed this staple the edge of each page together to make a cube.





# Story Cube




# Main Character

The main character is who the story is mostly about.


Write the name of the main character.

---

Draw a picture of the main character.







# Story Cube Setting



The setting in a story is \_\_\_\_\_ and  
\_\_\_\_\_ the story takes place.



The setting in this story  
is \_\_\_\_\_ .

Draw a picture of the setting

When

Where





# Story Cube

# Title Page

Title: \_\_\_\_\_

Author: \_\_\_\_\_

Illustrator: \_\_\_\_\_

Draw a picture of the book cover.

