

Literature Circles



In literature circles, small groups of students gather together to discuss a piece of literature. The discussion is guided by students' response to what they have read. They may **discuss characters** in the book, the **author's style of writing**, or **personal experiences** related to the story. Literature circles provide a way for students to engage in critical thinking and reflection as they read. Literature circles guide students to a deeper understanding of what they have read through discussion and written response.

Chapter Book

Literature Circle Project

Names of your group members

1. _____
2. _____
3. _____
4. _____
5. _____
6. _____



Word Detective

Your name: _____

Find as many **interesting** words in the story as you can.

~ words that you just learned

~ words you already knew

~ words you are not sure of the meaning




Write them on the lines below.

Practice reading them so you can share them with your group.



Illustrator

Directions: Draw a picture of your favorite part of the book and write two sentences about your illustrations.



Correspondent



Write a letter to the main character.


Start by telling them your name.

Ask the character a question about something
he or she did in the story.

Tell them about something you liked or disliked.

There are no limits to what you can write.

Discussion Manager



Write two or three questions
you have about the story you read.

You will ask your group members
these questions and find the answers together.

1. _____

2. _____


3. _____



Book Reviewer

Give this book a review. Write about what you **liked** about this book and what you **did not like**.

This is what I liked about the book.



This is what I did not like about the book.



Rate the book or chapter.

If you color all 5 that means, you really liked it.

