



Graphing Favorite Subjects

This is a fun activity for students to get to know each other.

Students will graph how they get to school.



Graphing Directions

Students pick their favorite subject in school.. Next, they color and cut it out. Make a large graph using butcher paper and have students tape their favorite subject under the correct column. Display this in the classroom for students. Students can also make their own graph after the class graph has been made.

As questions such as:

How many students like math, reading, etc?

What subject is liked the best?

What subject is liked the least?

Are any subjects liked by the same amount of students?

What information is the graph giving us?

Why do we use graphs?

Reading

Writing


Math







Science

Social
Studies

Spelling

1 2 3 4 5 6 7 8 9 10 12 13 14 15 16 17 18 19 20 21 22 23 24 25 26 27 28 29 30

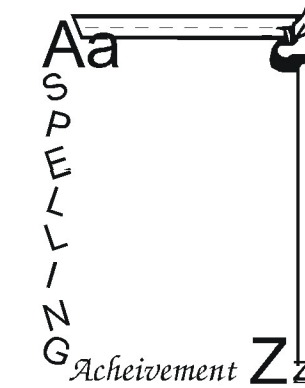


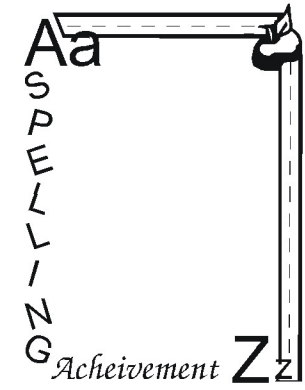





Reading

Science

Writing



Social
Studies

Math

Spelling