




Make a class graph, using butcher paper, of your students favorite things. Choose one topic (favorite food) or make a graph for each one. Copy this page for each student. Students can cut out their favorite things after they have taken the survey.


Favorite Food



Favorite Drink



Favorite Sport




SURVEY

Teacher: _____ Grade: _____

1. What food do you like best?

pizza hamburgers hotdogs

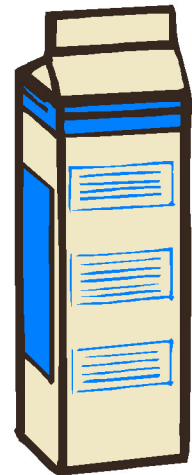


2. What drink do you like best?

chocolate milk milk water apple juice

3. What fast food restaurant do you like best?

McDonalds Burger King Taco Bell



4. What color do you like best?

red blue green purple pink white black

5. What sport do you like best?

football baseball soccer hockey



Survey taken by: _____