




Roll and Read




Preparation: Cut out all cards or just the ones you want to use.
Put 6 cards on the game board facing up.


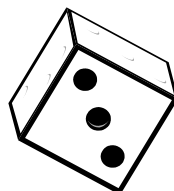

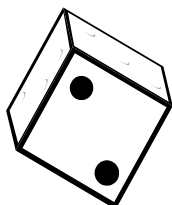
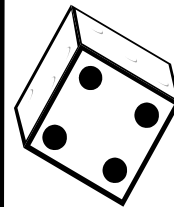
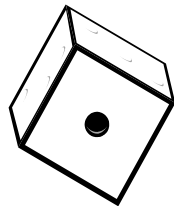
Directions: Decide who will go first. The first person rolls a die. Whatever number they roll they find the matching die on the game board and read that word. If they are able to read the word they keep the card and a new one is replaced. The student who ends up with the most cards wins the game.


Roll and Read works great as a sight word center game.






Roll and Read





Roll and Read



was

it

on

for

are


he

here


of

air

Cut out cards



Roll and Read



animals

around

fly

soon

turns


how

many


each

great

Cut out cards



Roll and Read



other

talk

school

place

together


find

follow


grew

read

Cut out cards



Roll and Read



work

city

house

sometimes

take

found

four

these

way

Cut out cards