

## Your Choice Activities



### Take Ownership in your learning

Depending on the grade level you are teaching this can be used as a Challenge Activity for students during centers (1st & 2nd grade) . I have a group of students usually my gifted or higher level students complete this individually, while working in their center group. They can work together for ideas and questions but must have their own work to turn in. I tell them to aim for completing 3 activities during center time (depending how long you run centers in your classroom). Some activities take longer so they may not get through all three of them. One center sheet may take a week and half or two weeks to get through. I use one guided reading group time(15 min) to go through the whole sheet with them. I put each activity in a folder so it is easy for them to find the worksheet. (I write in numbers and number the folder so they know that activity 1 can be found in folder 1) The worksheets that go a long with these activities are attached. If you have hands-on activities you could use those as well instead of all paper pencil.

<p><b>Writing</b></p> <p>Write a sequel to a story</p>	<p><b>Make a comic strip</b></p>	<p>Read a non-fiction book and write the key points</p>
<p><b>Letter to a character</b></p>	<p>Free Choice</p> <p>Make your own assignment.</p>	<p>Homonyms</p> <p>Two words that sound the same but have different</p>
<p><b>Circle Map</b></p> <p>Read a short story</p> <p>Make a circle map</p>	<p><b><u>Word Family Game</u></b></p> <p>In a group of four play the word</p>	<p><b>Art</b></p> <p>Make a bear</p>

I have also included a blank template for teachers to write in their own directions or specific directions



## Your Choice Activities

Take Ownership in your learning

Complete 2 or 3 activities each day.

You will keep a portfolio of your work. You will turn it in when all boxes have been completed.



### **Writing**

Write a sequel to a story

### **Comic Strip**

Make a comic strip

### **Key Points**

Read a non-fiction story and write key points

### **A Letter to a Character**

Write a letter to a character from a book you have read. Ask them questions and tell them about your self

### **Free Choice**

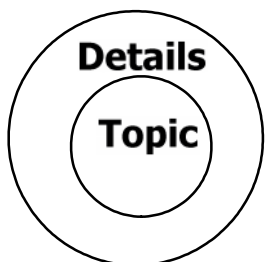
Make your own assignment  
Check with me before you begin

### **Antonyms**

Cut out the puzzle pieces and match the antonyms

### **Circle Map**

Read a short story  
Make a circle map



### **Dictionary Practice**

Choose words from a dictionary and write the definitions

### **Art**

Make a collage  
Draw a 3D picture



## Your Choice Activities

Take Ownership in your learning

Complete 2 or 3 activities each day.

You will keep a portfolio of your work. You will turn it in when all boxes have been completed.



**Writing**

**Comic Strip**

**Key Points**

**A Letter to a Character**

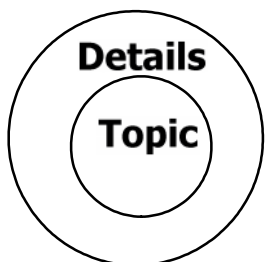
**Free Choice**

**Antonyms**

**Circle Map**

**Dictionary Practice**

**Art**



Name: \_\_\_\_\_



# Writing a sequel !

A sequel is an extension of a book. Think about how the story ended. What is the next event that is going happen.



Book you read:

\_\_\_\_\_

New Title

\_\_\_\_\_

Multiple horizontal lines for writing the story.

# Comic Strip

Make a comic strip. It should have a beginning middle and end. Draw pictures and write the short story in the boxes.

			Glue together here
--	--	--	--------------------

--	--	--

## Example



# My Letter to a Character

Title of book:

\_\_\_\_\_

\_\_\_\_\_

(date)

Dear \_\_\_\_\_,

\_\_\_\_\_

\_\_\_\_\_

\_\_\_\_\_

\_\_\_\_\_

\_\_\_\_\_


\_\_\_\_\_




\_\_\_\_\_

\_\_\_\_\_

\_\_\_\_\_

\_\_\_\_\_





hot

cold

h

i

g

h

sad

mean

up

nice

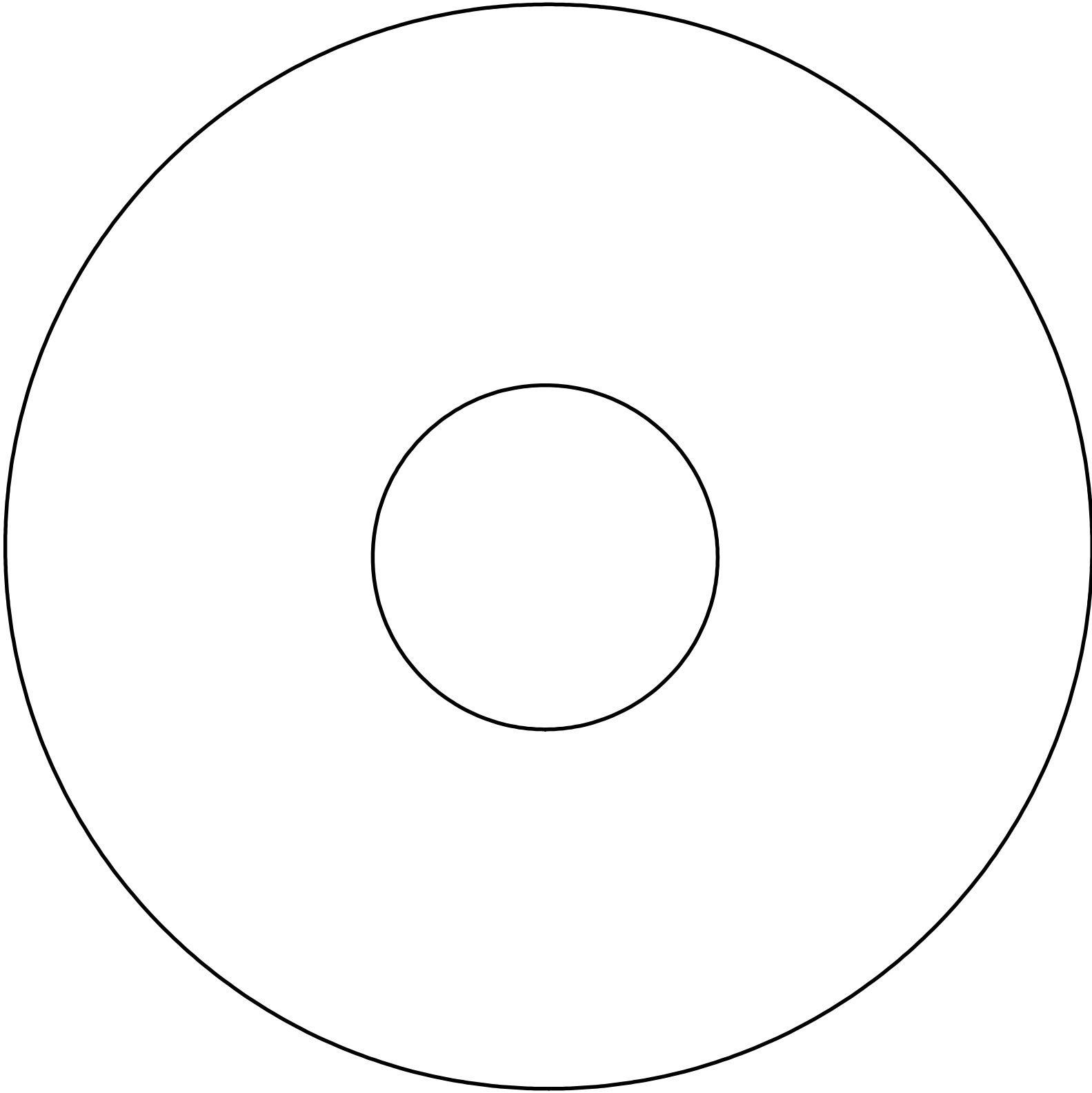
low

happy

down

**Antonyms**





**Circle Map**

# My Dictionary



By: \_\_\_\_\_



# My Dictionary Example

Word: \_\_\_\_\_ Write

Definition: to form letters on  
paper with a pen or pencil

Sentence: I am going to write  
a letter today.

**Draw a picture of the word.**



# My Dictionary



By: \_\_\_\_\_



# My Dictionary

Word: \_\_\_\_\_

Definition: \_\_\_\_\_

\_\_\_\_\_


\_\_\_\_\_

Sentence: \_\_\_\_\_

\_\_\_\_\_

\_\_\_\_\_

**Draw a picture of the word.**



# My Dictionary

Word: \_\_\_\_\_

Definition: \_\_\_\_\_

---


---

Sentence: \_\_\_\_\_

---

---

**Draw a picture of the word.**



# My Dictionary

Word: \_\_\_\_\_

Definition: \_\_\_\_\_

---

---

Sentence: \_\_\_\_\_

---

---

**Draw a picture of the word.**

